



# Direct Metal Solutions

Precision production metal printing with the DMP printer series, 3DXpert™ software and LaserForm® materials



# Go further with Direct Metal Printing

## UNLOCK YOUR PRODUCT'S POTENTIAL

With complete design freedom, direct metal 3D printed parts can be stronger, lighter, longer lasting and higher performing than machined or cast assemblies. Manufacture superior performing products faster and at a lower cost than with traditional fabrication methods.

## ACCELERATE TIME-TO-MARKET

Conduct R&D, prototyping and production all in the same system. DMP users around the world are designing faster and compressing production times. Transform complex assemblies that take hundreds of hours to machine and assemble into a single high value part printed in hours or days.

## STREAMLINE SUPPLY CHAINS

With DMP, you have complete control over your production, without relying on specialty components from suppliers. Print entire assemblies on demand, with fewer components, as needed.

## INCREASE MANUFACTURING AGILITY

Metal additive manufacturing requires no tooling, reducing overhead and increasing economies of scale. You are able to update designs and change your production mix to meet changing market demands.



### CONFORMAL COOLING

Direct integration of conformal cooling channels into this blow mold increases efficiency by 30%.



### SIMPLIFIED ASSEMBLIES

Replacing a complex assembly, this single burner component contains nine under-cuttings and six internal cavities.



### REDUCED WEIGHT

Complex lattice structures allow significant weight reduction for this combustion chamber.



### ENHANCED FLUID FLOW

For this turbine inlet guide vane, computed fluid dynamics simulation predicts a 70% reduction in shock intensity.



### TOPOLOGY OPTIMIZATION

Topology optimized aerospace bracket reduces weight by 35%.



### MASS CUSTOMIZATION

Designed to perfectly fit the obstructed zone, this reconstruction corrects the patient's facial asymmetry.

# Flexible Metal AM, exceptional quality

## DMP Flex 100, ProX® DMP 200 & 300

The DMP Flex 100, ProX DMP 200 and 300 share a common architecture to print exceptionally detailed, high quality parts in an automated and repeatable process that is ideal for R&D and serial part manufacturing at the tightest tolerances in direct metal printing.



Tire mold sipes



Dental frames



Aerospace airfoils

### INDUSTRY'S BEST SURFACE FINISH

Reduce machining or polishing of final parts.

### CLEAN AND SAFE

Sealed powder loading and recycling prevents material contamination and increases operator safety.

### EXCEPTIONAL MECHANICAL PROPERTIES

Roller compaction yields higher density and uniform mechanicals.

### UNMATCHED PRECISION

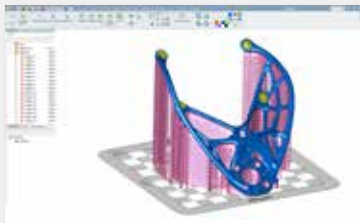
Print the finest features with exceptional accuracy.

### INTEGRATED METAL PRINTING

ProX DMP printers, 3DXpert™ software and LaserForm® materials are fine-tuned for process reliability and repeatability.

### PRINT IN CERTIFIED ALLOYS

Count on your results with certified LaserForm materials and extensively tested print parameters.



### 3DXPERT FOR FASTER DATA PREPARATION AND EXCEPTIONAL BUILD OPTIMIZATION

3DXpert software, 3D Systems' precision metal printing solution, is delivered with every DMP printer. Benefit from intelligent design tools and fast build preparation, relying on the extensively tested build parameter database for your material of choice. No other software lets you localize print strategies for increased precision of metal parts.

# High precision, high throughput

## DMP Flex 350 and DMP Factory 350

DMP Flex and Factory 350, developed from the outcome of nearly half-a-million prints, offers fast build turnaround times in demanding 24/7 production environments. DMP Flex 350 is upgradeable to DMP Factory 350, which has an integrated material handling system.

### INTEGRATED METAL PRINTING

DMP printers, 3DXpert™ software and LaserForm® materials are fine-tuned for process reliability and repeatability.

### STRONGER MECHANICAL PROPERTIES

The lowest O<sub>2</sub> during builds (<25 ppm) for exceptionally strong parts of high chemical purity.

### EXTENSIVELY TESTED MATERIALS

Thousands of hours of parameter optimization ensure predictable and repeatable print quality with a broad range of LaserForm materials.


### LOW TOTAL COST OF OWNERSHIP

Shared ancillary equipment maximizes printer throughput and efficient consumables management reduces operating cost.


### HIGH QUALITY POWDER MANAGEMENT

DMP Factory 350 comes with integrated powder management. An in-unit viewing panel enables visual inspection of the ultrasonic sieve to ensure incident-free operation.

Spinal implant for improved bone ingrowth




Monolithic complex extrusion nozzle with mixing channels



### DMP MONITORING FOR REAL-TIME PROCESS MONITORING

Advanced Manufacturing requires close monitoring of process variables. DMP Monitoring is a process monitoring and non-destructive quality control system, providing a wealth of data for informed decisions on product quality and also serving as process traceability and documentation for highly regulated industries.



# Metal Alloys for the DMP Series

3D Systems' broad range of ready-to-run LaserForm® materials is formulated and fine-tuned specifically for 3D Systems DMP 3D printers to deliver high part quality and consistent part properties. The print parameter database that 3D Systems provides together with the material has been extensively developed, tested and optimized in 3D Systems' part production facilities that hold the unique expertise of printing 500,000 challenging metal production parts in various materials year over year. And for your 24/7 production 3D Systems' thorough Supplier Quality Management System guarantees consistent, monitored material quality for reliable results.



Heat exchanger with complex cooling channels in LaserForm AlSi10Mg (A)



Gas burner with integrated cooling channels in LaserForm Ni718 (A)



High corrosion resistant impeller in LaserForm 316L (A)



Minireactor for scale testing built in LaserForm 17-4PH (A)



Partials, copings and bridges production in LaserForm CoCr (C)



Blow mold with conforming holes in LaserForm Maraging Steel (B)

## Extra High Productivity Upgrade for LaserForm Ti Gr5 (A) and Ti Gr23 (A)

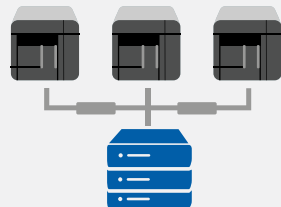
Count on up to 34% speed increases and decisive per part cost reductions while maintaining the high level of consistent, repeatable part quality as published in our LaserForm data sheets.

\* Availability varies by printer model (see details on the last page).



## YOUR SCALABLE DMP FACTORY NETWORK

DMP 350 platform is easily scalable for high volume part production. A central server manages print jobs, materials, settings and maintenance for 24/7 productivity. Shared resources, including cooling and powder recycling systems, increase efficiency.



Centralized Process Management

	<b>DMP Flex 100</b>	<b>ProX DMP 200</b>	<b>ProX DMP 300</b>	<b>DMP Flex 350 DMP Factory 350</b>
<b>Build volume</b> (W x D x H) <sup>1</sup>	3.94 x 3.94 x 3.15 in (100 x 100 x 80 mm)	5.51 x 5.51 x 3.94 in (140 x 140 x 100 mm)	9.84 x 9.84 x 12.01 in (250 x 250 x 305 mm)	10.82 x 10.82 x 14.96 in (275 x 275 x 380 mm)
<b>Metal alloy choices with developed print parameters</b>	LaserForm CoCr (B) LaserForm 17-4PH (B) LaserForm CoCr (C)	LaserForm CoCr (B) LaserForm 17-4PH (B) LaserForm Maraging Steel (B) LaserForm AlSi12 (B)	LaserForm CoCr (B) LaserForm 17-4PH (B) LaserForm Maraging Steel (B) LaserForm AlSi12 (B)	LaserForm Ti Gr1 (A) <sup>2</sup> LaserForm Ti Gr5 (A) <sup>2</sup> LaserForm Ti Gr23 (A) <sup>2</sup> LaserForm AlSi7Mg0.6 (A) <sup>2</sup> LaserForm AlSi10Mg (A) <sup>2</sup> LaserForm Ni625 (A) <sup>3</sup> LaserForm Ni718 (A) <sup>3</sup> LaserForm 17-4PH (A) <sup>3</sup> LaserForm CoCrF75 (A) <sup>3</sup> LaserForm 316L (A) <sup>3</sup> LaserForm Maraging Steel (A) <sup>3</sup>
<b>Layer thickness</b>	10 µm - 100 µm Preset: 30 µm			10 µm - 100 µm Preset: 30 and 60 µm
<b>Repeatability</b>	x=20 µm, y=20 µm, z=20 µm			
<b>Min. feature size</b>	x=100 µm, y=100 µm, z=20 µm			100 µm
<b>Min. wall thickness</b>	150 µm	150 µm	150 µm	150 µm
<b>Typical accuracy</b>	± 0.1-0.2% with ± 50 µm minimum	± 0.1-0.2% with ± 50 µm minimum	± 0.1-0.2% with ± 50 µm minimum	± 0.1-0.2% with ± 50 µm minimum
<b>Powder Management</b>	Optional external	Optional external	Automatic	DMP Flex 350: Optional external DMP Factory 350: Integrated
<b>Interchangeable build modules</b>	No	No	No	DMP Flex 350: Yes DMP Factory 350: N/A
<b>Real-time monitoring</b>	No	No	No	DMP Flex 350: Optional DMP Factory 350: Included

<sup>1</sup>Maximum available part size using standard build plate <sup>2</sup>Set up A <sup>3</sup>Set up B Complete specifications available at [www.3dsystems.com](http://www.3dsystems.com)

Warranty/Disclaimer: The performance characteristics of these products may vary according to product application, operating conditions, material combined with, or with end use. 3D Systems makes no warranties of any type, express or implied, including, but not limited to, the warranties of merchantability or fitness for a particular use.



**3D Systems Corporation**  
333 Three D Systems Circle  
Rock Hill, SC 29730  
[www.3dsystems.com](http://www.3dsystems.com)

©2018 by 3D Systems, Inc. All rights reserved. Specifications subject to change without notice. 3D Systems, the 3D Systems logo, ProX and LaserForm are registered trademarks and 3DXpert is a trademark of 3D Systems.

3DS-10201C

11-18