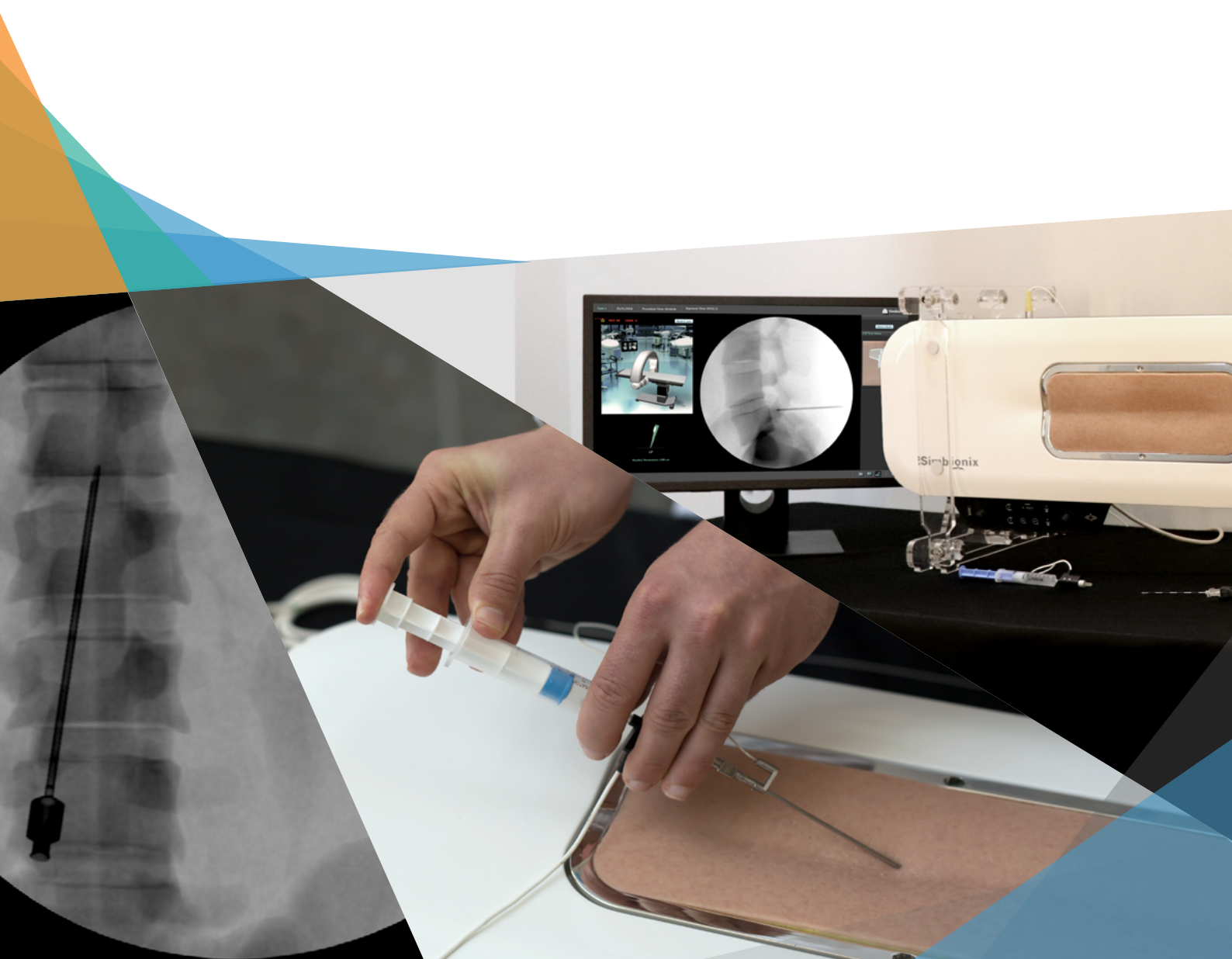




SPINE Mentor™






SPINE Mentor Simulator

Minimally invasive spine surgery training has never been so realistic as with the Symbionix SPINE Mentor simulator. Learners feel lifelike anatomy as they see the details of the procedures depicted on screen. Repetition in a safe environment helps build skills and confidence.

Platform

- 3D printed spine
- Realistic puncture pad that simulates the patient's back
- C-arm controllers
- Monitor and computer
- Foot pedal
- Needles
- Loss of resistance syringe
- Percutaneous leads
- Turn-over device

TWO AVAILABLE PATIENT POSITIONS:



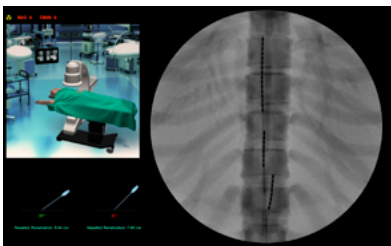
Prone Position



Lateral Recumbent Position

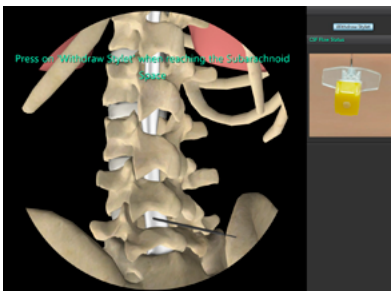
SPINE Mentor eliminates the need to practice with real fluoroscopy in a safe but realistic environment.

SPINE Mentor Modules



SPINAL CORD STIMULATION

- Practice the implementation of up to 4 electrodes in the epidural space
- 4 cases with different anatomical variations
- Loss of resistance technique and dynamic force feedback



LUMBAR PUNCTURE

- Practice safe insertion of a spine needle to the Subarachnoid space
- Position the patient in a Lateral Recumbent Position
- Accurate tracking on needle stylet for periodical checks for CSF flow

MentorLearn Simulator Curricula Management System

3D SYSTEMS' MULTIDISCIPLINARY SIMULATORS EFFORTLESSLY INTEGRATE INTO YOUR PROGRAM CURRICULUM.



- Customizable curriculum incorporating training and didactics
- Easy and efficient administration of simulator users
- Online learning courses and video-based content
- Proficiency based hands-on training
- Performance reports with learning curve graphs
- Recorded videos of the simulation sessions for debriefing



"The SPINE Mentor has been a tremendous resource for our physicians at UC Davis. Our trainees are able to receive immediate feedback and enhance their skills with fluoroscopic guided procedures. We are truly appreciative because of the additive benefit to our traditional didactic instruction. Our medical students and physician trainees are able to learn procedures and treatment protocols before performing them on actual patients. This significantly enhances safety and patient care."

Charles De Mesa, DO, MPH

Assistant Professor

Director, Pain Medicine Fellowship

Department of Anesthesiology and Pain Medicine

University of California, Davis

Healthcare Solutions

3D Systems is a pioneer for healthcare solutions that improve outcomes which benefit both patients and surgeons. Our global team works with customers to help navigate technologies and provide support for surgical planning, training, device design, personalized medical technologies and 3D printing. We are dedicated to helping medical professionals train for, plan and practice complex medical procedures.

©2018 by 3D Systems, Inc. All rights reserved. Specifications subject to change without notice.
3D Systems is a registered trademark and the 3D Systems logo is a trademark of 3D Systems.



3D Systems Corporation

5381 South Alkire Circle
Littleton, CO 80127 USA

Tel +1-720-643-1001
healthcare@3dsystems.com

3 Golan Street (Golan Building)
Airport City, 7019900 Israel

Tel +972-3-911-4444
healthcare@3dsystems.com

www.simbionix.com