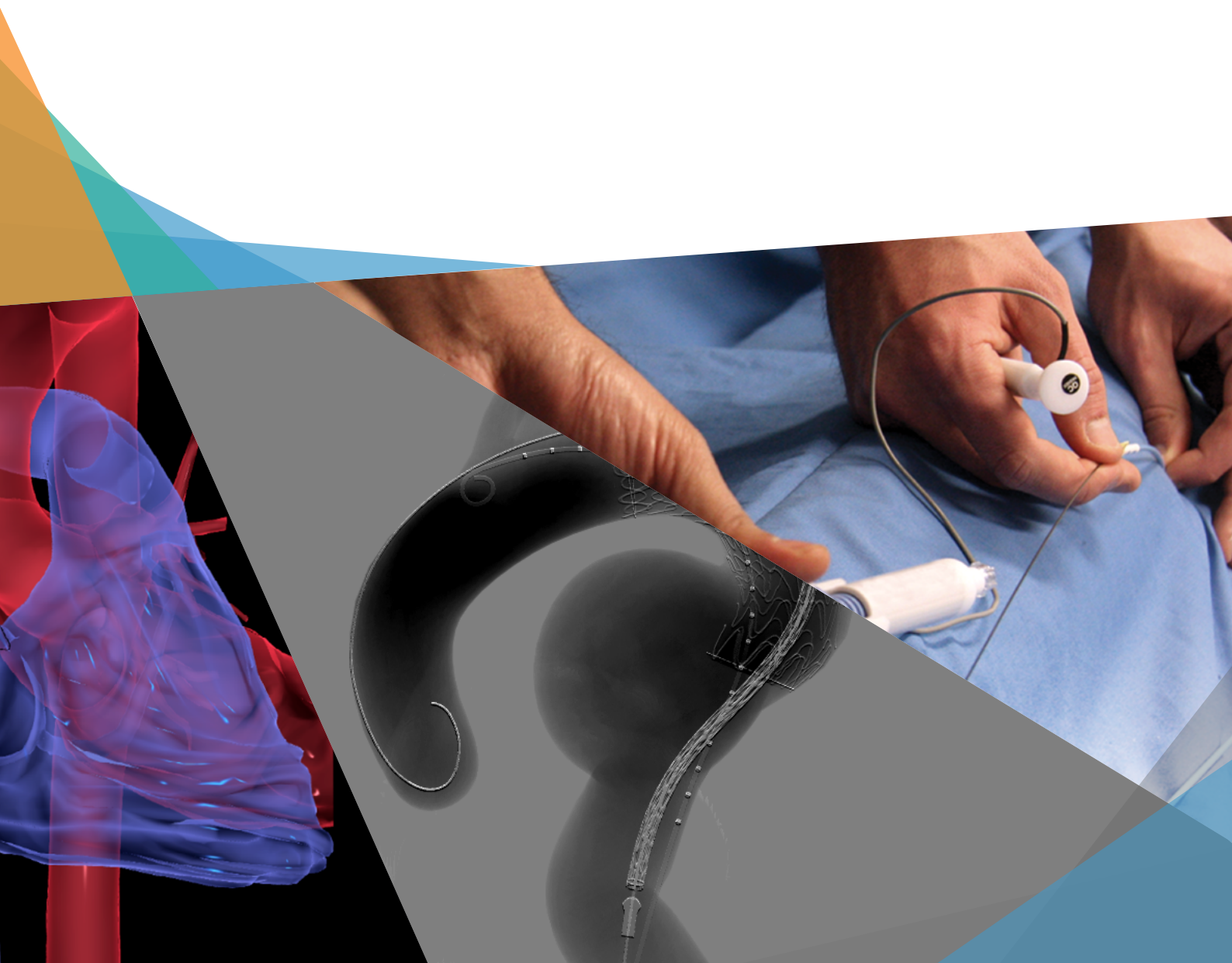
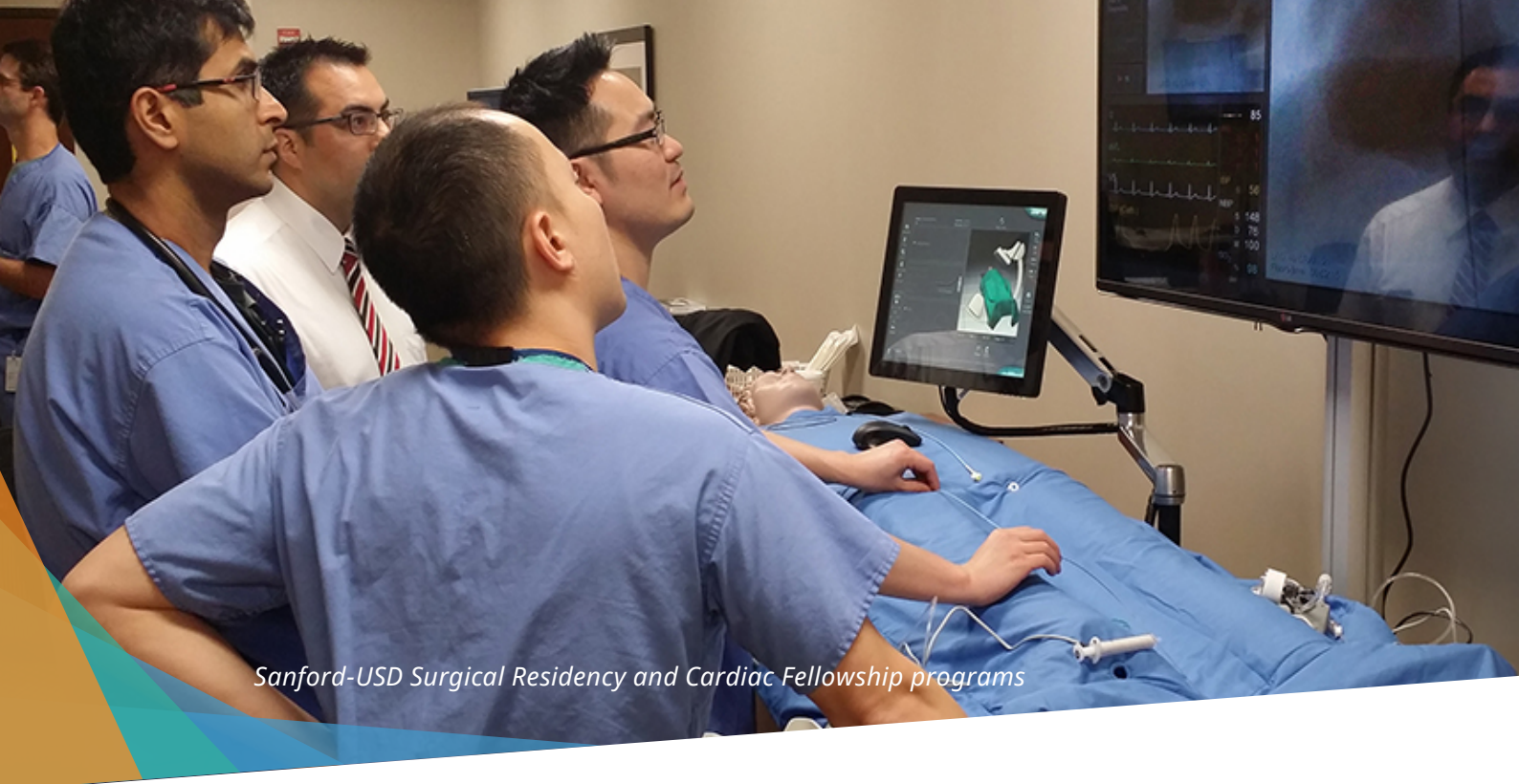




ANGIO Mentor™





Sanford-USD Surgical Residency and Cardiac Fellowship programs

Simulator Features

IMAGING

- C-arm and patient table maneuvering
- Real time fluoroscopy, cineangiography, DSA and roadmapping
- Real Time Ultrasound (IVUS-coming soon, ICE,TEE)

DEVICE SIMULATION

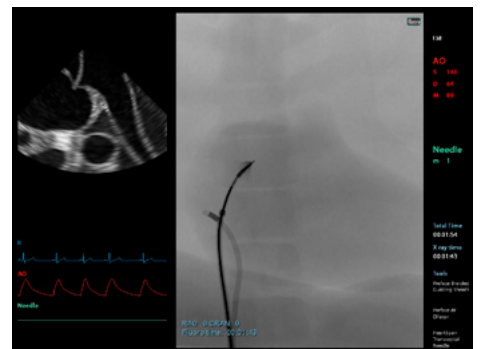
- A wide selection of interventional devices
- Simulated deployment handles and systems are based on actual devices
- Haptic feedback and realistic device behavior

PATIENT MANAGEMENT

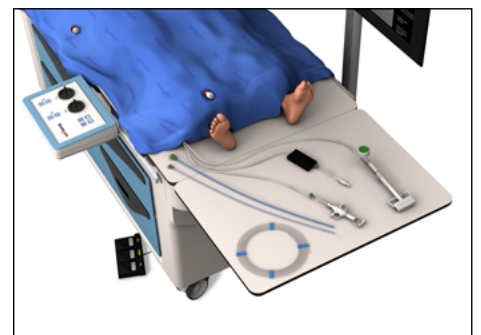
- Responsive vital signs monitor
- Extensive medication panel
- Complex scenarios with real time complications

EDUCATIONAL FEATURES

- Comprehensive performance metrics
- Unique basic skills modules
- Self-guided tutorial cases for independent practice
- 3D views to establish anatomical knowledge



Real-time ICE Simulation



Wide Variety of Interventional Devices



Anglia Ruskin University, UK

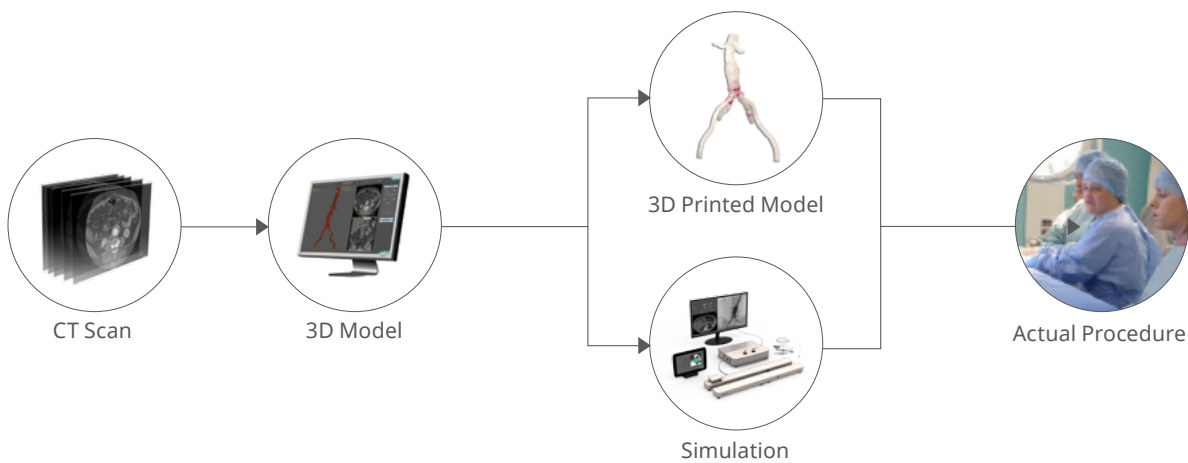
The ANGIO Mentor™ VR training Simulators provide a comprehensive, safe environment for multi-level hands-on practice of endovascular procedures and techniques performed in the cath lab, interventional suite or an operating room.

PROcedure Rehearsal Studio™

A new level of preparedness for endovascular procedures.

This FDA cleared software allows clinicians to create a patient specific 3D digital model based on a patient's CT for the purpose of pre-operative surgical planning.

3D digital models can be exported to a virtual simulation environment for training purposes or in the form of STL file format for use in wide variety of applications.



MentorLearn Simulator Curricula Management System

3D SYSTEMS' MULTIDISCIPLINARY SIMULATORS EFFORTLESSLY INTEGRATE INTO YOUR PROGRAM CURRICULUM



- Customizable curriculum incorporating training and didactics.
- Easy and efficient administration of simulator users.
- Online learning courses and video-based content.
- Proficiency based hands-on training.
- Performance reports with learning curve graphs.
- Recorded videos of the simulation sessions for debriefing.

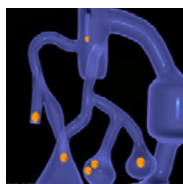
An ever expanding library of modules

Developed in collaboration with world leading physicians, the training modules support skills acquisition to build confidence and proficiency in a variety of endovascular techniques and procedures.

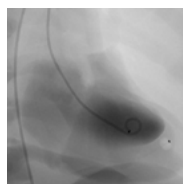
BASIC SKILLS



Endovascular Basic Skills



EP Basic Skills

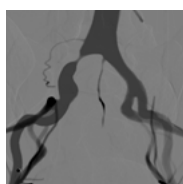


Cardio Basic Skills

PERIPHERAL INTERVENTIONS



Renal



Iliac



SFA



Atherectomy



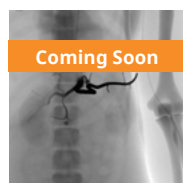
Lower Extremities CTO



Below The Knee



Peripheral Embolization

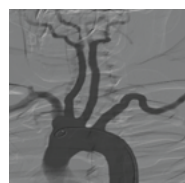


Embolotherapy

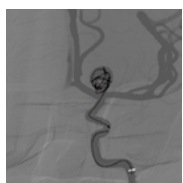


Trauma Management

NEUROVASCULAR INTERVENTIONS



Carotid

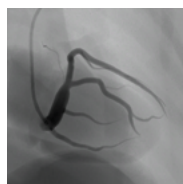


Cerebral



Acute Ischemic Stroke

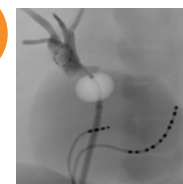
ELECTROPHYSIOLOGY



Cardiac Rhythm Management

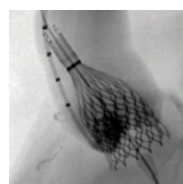


Transseptal Puncture



AF Ablation

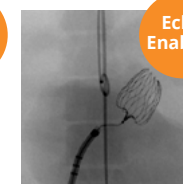
STRUCTURAL HEART DISEASES



TAVR

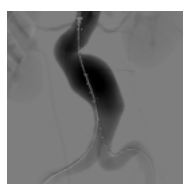


ASD/PFO Closure



LAA Closure

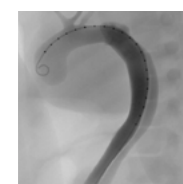
AORTIC INTERVENTIONS



EVAR

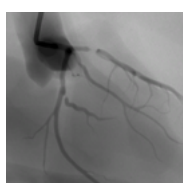


TEVAR

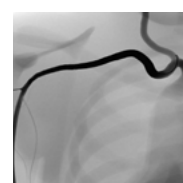


Advanced TEVAR

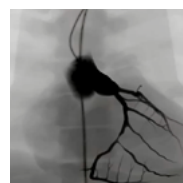
CORONARY INTERVENTIONS



Coronary



Transradial Coronary



Coronary Bifurcation



Coronary CTO

The ANGIO Mentor Family of Products

Simulator platforms are capable of running all ANGIO Mentor modules as well as PROcedure Rehearsal Studio software.

ANGIO Mentor Suite - Ideal for team training

- True-to-life Interventional Suite/Hybrid OR environment
- Actual C-arm integration corresponding to fluoroscopic imaging
- Life-size patient mannequin
- 5 integrated access sites
- Adjustable table height and control panel position
- Proven record of team training courses (rAAA, Acute Stroke)



ANGIO Mentor Flex

- Ideal for remote courses and conventions
- Compact, foldable and light
- Packed in a small case – within airline check-in weight restrictions
- Quick setup and easy operation using a touchpad tablet
- 22" multi-touch, full HD monitor for fluoroscopy view
- Easy maintenance with snap-in tracking stations that can be replaced without opening the system
- Available in both single and dual access configurations



ANGIO Mentor Tab

- Carry-on solution: light weight and packed in a small laptop bag
- Ideal for device demonstration (sales reps), teaching procedural steps (hospitals/training centers)
- Runs PROcedure Rehearsal Studio: allows practicing on patient specific anatomy
- Full simulation using keyboard and touch gestures
- Enables device deployment using an authentic handle



Team Training on ANGIO Mentor Suite



"I believe that training on ANGIO Mentor should become an integral part of any endovascular curriculum. It provides residents and fellows with step-by-step training on fundamental skills as well as various procedures and anatomies. Not only does the simulator have realistic haptics and visuals, the range of complex scenarios and enhanced performance metrics allow our trainees to attain essential technical and cognitive expertise before working on real patients."

Jean Bismuth, M.D., Associate Professor and a leading vascular surgeon at the Methodist DeBakey Heart and Vascular Center Methodist Hospital, Houston, Texas.

Healthcare Solutions

3D Systems is a pioneer for healthcare solutions that improve outcomes which benefit both patients and surgeons. Our global team works with customers to help navigate technologies and provide support for surgical planning, training, device design, personalized medical technologies and 3D printing. We are dedicated to helping medical professionals train for, plan and practice complex medical procedures.

©2017 by 3D Systems, Inc. All rights reserved. Specifications subject to change without notice.
3D Systems is a registered trademark and the 3D Systems logo is a trademark of 3D Systems.



3D Systems Corporation

5381 South Alkire Circle
Littleton, CO 80127 USA
Tel +1-720-643-1001
healthcare@3dsystems.com

Grauwmeer 14, Leuven
Belgium
Tel +32-1694-6400
info.leuven@3dsystems.com

3 Golan Street (Golan Building)
Airport City, 7019900 Israel
Tel +972-3-911-4444
healthcare@3dsystems.com

www.3dsystems.com/healthcare | www.simbionix.com